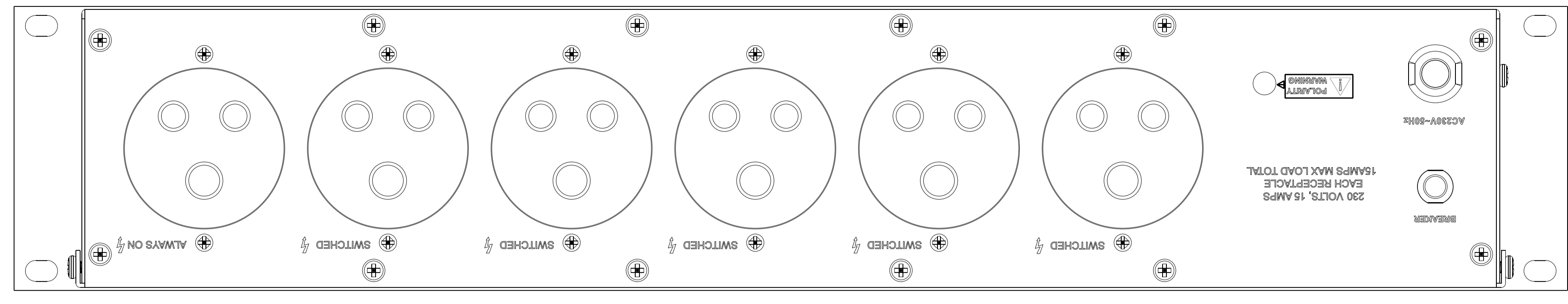


DRAWING NO.

REV.



REVISIONS

REV	DATE	DESCRIPTION	BY



443.60

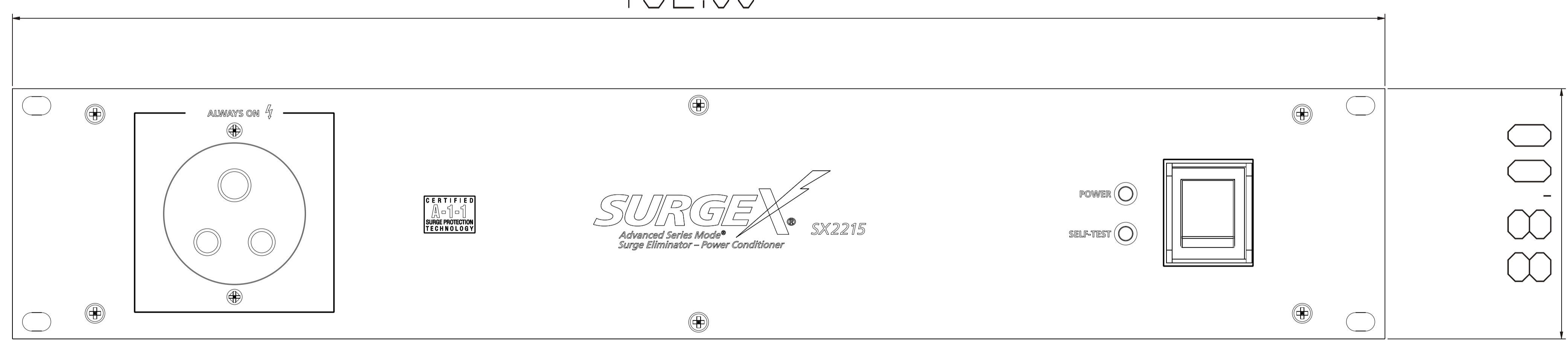
86.30



270.50

482.00

88.00



APPROVAL	DATE	THE INFORMATION CONTAINED, OR PART DESCRIBED IN THIS DOCUMENT OR DRAWING IS PROPRIETARY TO NEW FRONTIER ELECTRONICS INC AND MAY NOT BE REPRODUCED, DIVULGED, USED, OR MANUFACTURED WITHOUT WRITTEN PERMISSION OF NEW FRONTIER ELECTRONICS, INC.	NEW FRONTIER ELECTRONICS, INC. BLUE BELL PA,USA			
DRAWN CFYDU	Apr 21 2011		ASSEMBLY OUTLINE, SX2215			
CHK			PROJECT	SCALE	PAPER	DRAWING NO.
APPV				B		
APPV			REV.	SHEET		
CAD		MATERIAL	1 of 1			
FILE NAME		FINISH	TOLERANCES UNLESS NOTED .XXX ±0.05 .XX ±0.01 .X ±0.02 ANGULAR ±0.5°			
DISK NAME						

FILE NAME: OUTLINE_SX2215