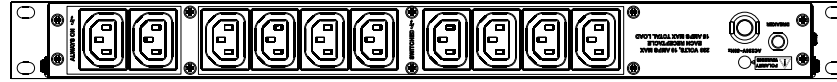
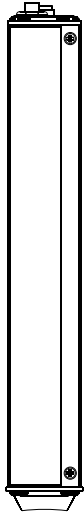


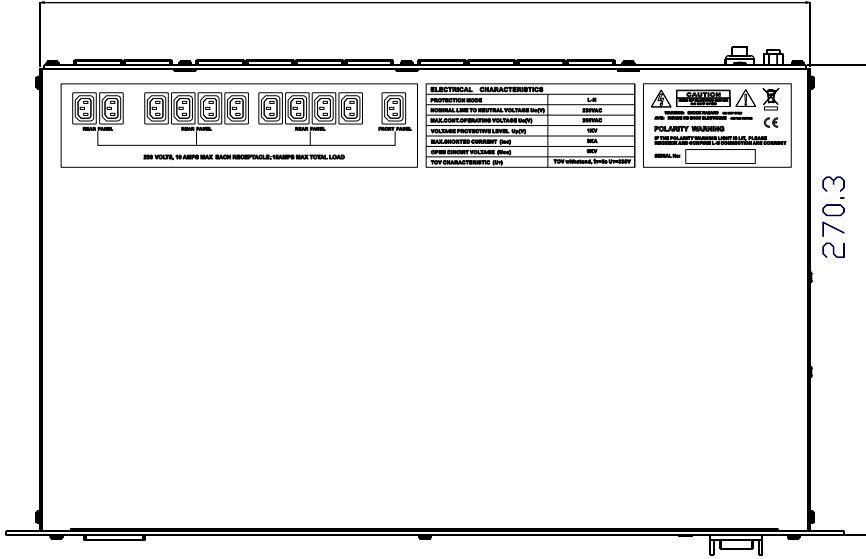
DRAWING NO. REV.

REVISIONS			
REV	DATE	DESCRIPTION	BY



443.0


42.3



270.3

482.0

44.0



APPROVAL	DATE	THE INFORMATION CONTAINED, OR PART DESCRIBED IN THIS DOCUMENT OR DRAWING IS PROPRIETARY TO NEW FRONTIER ELECTRONICS INC AND MAY NOT BE REPRODUCED, DIVULGED, USED, OR MANUFACTURED WITHOUT WRITTEN PERMISSION OF NEW FRONTIER ELECTRONICS, INC.
DRAWN CFYOU	Apr 21 2011	
CHK		
APPV		
CAD		
FILE NAME		
DISK NAME		MATERIAL
		FINISH

NEW FRONTIER ELECTRONICS, INC. BLUE BELL PA,USA			
ASSEMBLY OUTLINE, SX1215I			
PROJECT	SCALE	PAPER	DRAWING NO.
	B		
REV.	SHEET		
	1of1		
TOLERANCES UNLESS NOTED	.XXX ±.005	.XX ±.01	.X ±.02 ANGULAR ±0.5°

FILE NAME: OUTLINE_SX1215I