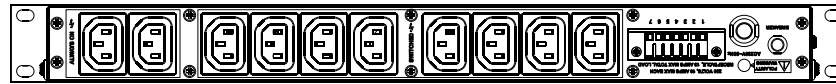


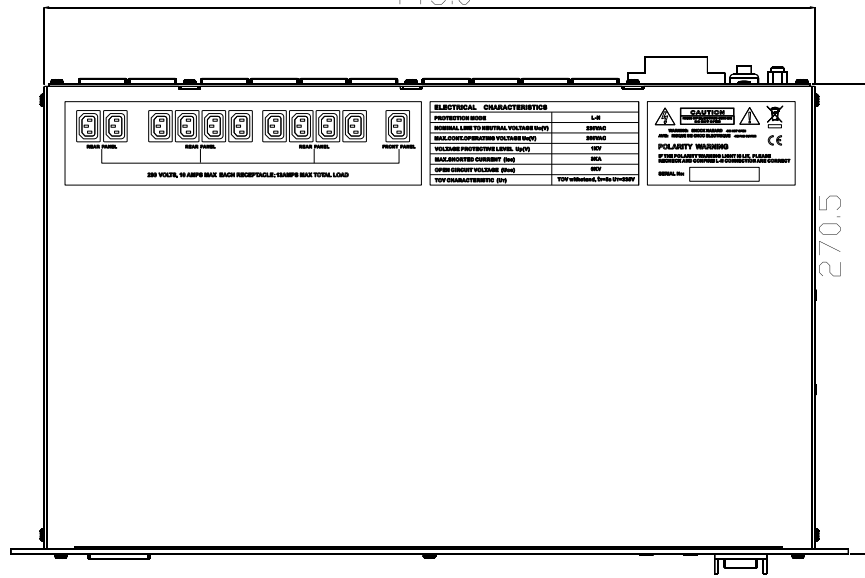
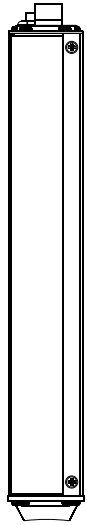
DRAWING NO. REV.

REVISIONS			
REV	DATE	DESCRIPTION	BY




443.0

42.3



270.5

482.0



APPROVAL	DATE	THE INFORMATION CONTAINED, OR PART DESCRIBED IN THIS DOCUMENT OR DRAWING IS PROPRIETARY TO NEW FRONTIER ELECTRONICS, INC. AND MAY NOT BE REPRODUCED, DIVULGED, USED, OR MANUFACTURED WITHOUT WRITTEN PERMISSION OF NEW FRONTIER ELECTRONICS, INC.
DRAWN CFYOU	Apr 21 2011	
CHK		
APPV		
APPV		
CAD		MATERIAL
FILE NAME		FINISH
DISK NAME		

NEW FRONTIER ELECTRONICS, INC. BLUE BELL PA, USA			
ASSEMBLY OUTLINE, SX1213RTI			
PROJECT	SCALE	PAPER	DRAWING NO.
	B		
REV.	SHEET		
	1 of 1		
TOLERANCES UNLESS NOTED	.XXX ±.005	.XX ±.01	.X ±.02 ANGULAR ±0.5°

FILE NAME: OUTLINE_SX1213RTI