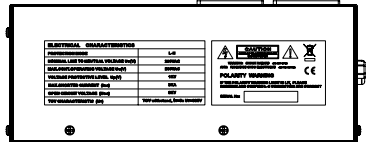
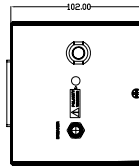
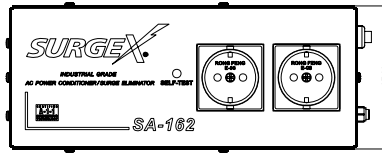
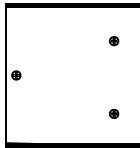
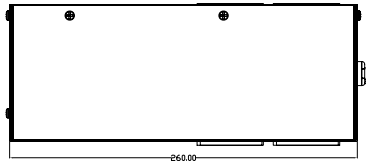


DRAWING NO. REV.

REVISIONS		
REV	DATE	DESCRIPTION



APPROVAL	DATE	THE INFORMATION CONTAINED, OR PART DESCRIBED IN THIS DOCUMENT OR DRAWING IS PROPRIETARY TO NEW FRONTIER ELECTRONICS INC AND MAY NOT BE REPRODUCED, DIVULGED, USED, OR MANUFACTURED WITHOUT WRITTEN PERMISSION OF NEW FRONTIER ELECTRONICS, INC.
DRAWN LHWEN	JULY 13 2011	
CHK		
APPV		
APPV		
CAD		MATERIAL
FILE NAME		
DISK NAME		FINISH

NEW FRONTIER ELECTRONICS, INC.
BLUE BELL PA,USA

ASSEMBLY OUTLINE, SA162

PROJECT	SCALE/PAPER	DRAWING NO.	REV.	SHEET
	B			1 of 1
TOLERANCES UNLESS NOTED				
.XXX ±.005 .XX ±.01 .X ±.02 ANGULAR ±0.5°				

FILE NAME: OUTLINE_SA162